

---

## Vernier Cart Guide

### Order Code CGUIDE

The Cart Guide is intended to keep a cart moving in a straight linear path.

### Using the Cart Guide

On the first use of the Cart Guide, remove the thin plastic coating from both surfaces.

Place the Cart Guide on a smooth, hard surface such as a tabletop or a slanted board. Set the cart over the Cart Guide so that the wheels are on either side of the Cart Guide. Give the cart a push, or let it roll. When using tape to secure the Cart Guide, be careful the tape does not interfere with the motion of the cart.

If desired, standard dry-erase markers can be used on the Cart Guide.

### Care and Maintenance

The Cart Guide can be cleaned with a damp cloth. An alcohol-based sanitizer can be used to wipe down the surface between uses, if needed. Do not use abrasives or solvents with the Cart Guide.

---

## Vernier Cart Guide

### Order Code CGUIDE

The Cart Guide is intended to keep a cart moving in a straight linear path.

### Using the Cart Guide

On the first use of the Cart Guide, remove the thin plastic coating from both surfaces.

Place the Cart Guide on a smooth, hard surface such as a tabletop or a slanted board. Set the cart over the Cart Guide so that the wheels are on either side of the Cart Guide. Give the cart a push, or let it roll. When using tape to secure the Cart Guide, be careful the tape does not interfere with the motion of the cart.

If desired, standard dry-erase markers can be used on the Cart Guide.

### Care and Maintenance

The Cart Guide can be cleaned with a damp cloth. An alcohol-based sanitizer can be used to wipe down the surface between uses, if needed. Do not use abrasives or solvents with the Cart Guide.

---

## Vernier Cart Guide

### Order Code CGUIDE

The Cart Guide is intended to keep a cart moving in a straight linear path.

### Using the Cart Guide

On the first use of the Cart Guide, remove the thin plastic coating from both surfaces.

Place the Cart Guide on a smooth, hard surface such as a tabletop or a slanted board. Set the cart over the Cart Guide so that the wheels are on either side of the Cart Guide. Give the cart a push, or let it roll. When using tape to secure the Cart Guide, be careful the tape does not interfere with the motion of the cart.

If desired, standard dry-erase markers can be used on the Cart Guide.

### Care and Maintenance

The Cart Guide can be cleaned with a damp cloth. An alcohol-based sanitizer can be used to wipe down the surface between uses, if needed. Do not use abrasives or solvents with the Cart Guide.

---

## Vernier Cart Guide

### Order Code CGUIDE

The Cart Guide is intended to keep a cart moving in a straight linear path.

### Using the Cart Guide

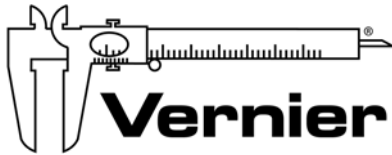
On the first use of the Cart Guide, remove the thin plastic coating from both surfaces.

Place the Cart Guide on a smooth, hard surface such as a tabletop or a slanted board. Set the cart over the Cart Guide so that the wheels are on either side of the Cart Guide. Give the cart a push, or let it roll. When using tape to secure the Cart Guide, be careful the tape does not interfere with the motion of the cart.

If desired, standard dry-erase markers can be used on the Cart Guide.

### Care and Maintenance

The Cart Guide can be cleaned with a damp cloth. An alcohol-based sanitizer can be used to wipe down the surface between uses, if needed. Do not use abrasives or solvents with the Cart Guide.

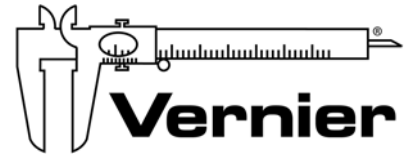


**Vernier Software & Technology**  
 13979 SW Millikan Way • Beaverton, OR 97005-2886  
 Toll Free (888) 837-6437 • (503) 277-2299 • Fax (503) 277-2440  
 info@vernier.com • www.vernier.com

Rev. 05/16/2022



Printed on recycled paper



**Vernier Software & Technology**  
 13979 SW Millikan Way • Beaverton, OR 97005-2886  
 Toll Free (888) 837-6437 • (503) 277-2299 • Fax (503) 277-2440  
 info@vernier.com • www.vernier.com

Rev. 05/16/2022



Printed on recycled paper

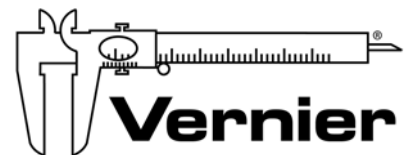


**Vernier Software & Technology**  
 13979 SW Millikan Way • Beaverton, OR 97005-2886  
 Toll Free (888) 837-6437 • (503) 277-2299 • Fax (503) 277-2440  
 info@vernier.com • www.vernier.com

Rev. 05/16/2022



Printed on recycled paper



**Vernier Software & Technology**  
 13979 SW Millikan Way • Beaverton, OR 97005-2886  
 Toll Free (888) 837-6437 • (503) 277-2299 • Fax (503) 277-2440  
 info@vernier.com • www.vernier.com

Rev. 05/16/2022



Printed on recycled paper